

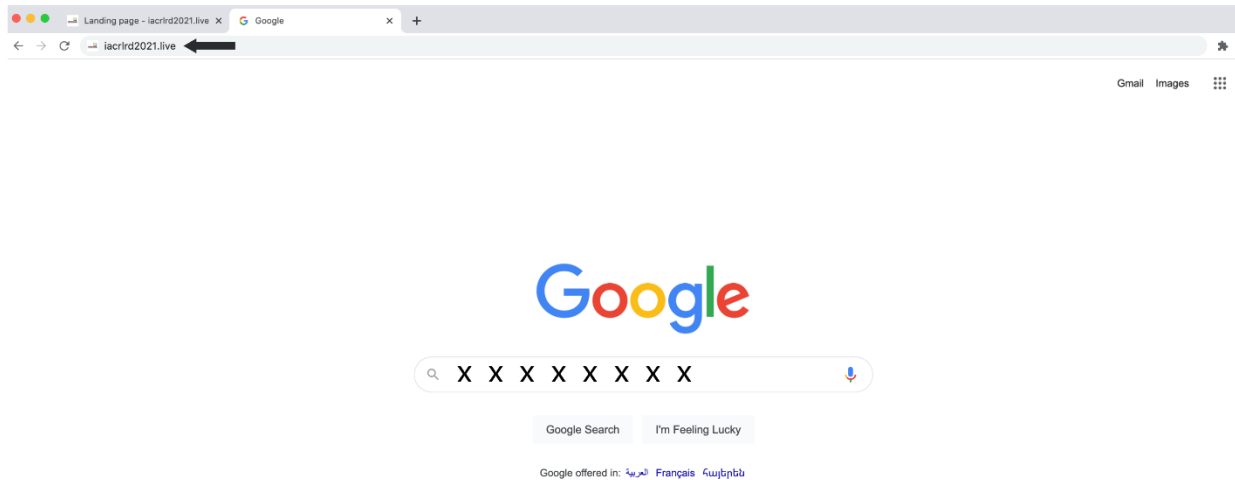
USERS INSTUCTIONS



Below is a list of instructions that can be shared with conference attendees to get familiar with the platform.

Platform

- Access the Platform by typing **iacrlrd2021.live** in your URL bar and not through google search.



- **Pre-registrants**
Make sure that you are registered ahead of time.
You can SIGN in by adding your e-mail address
Refer to below picture

USERS INSTUCTIONS



LOBBY

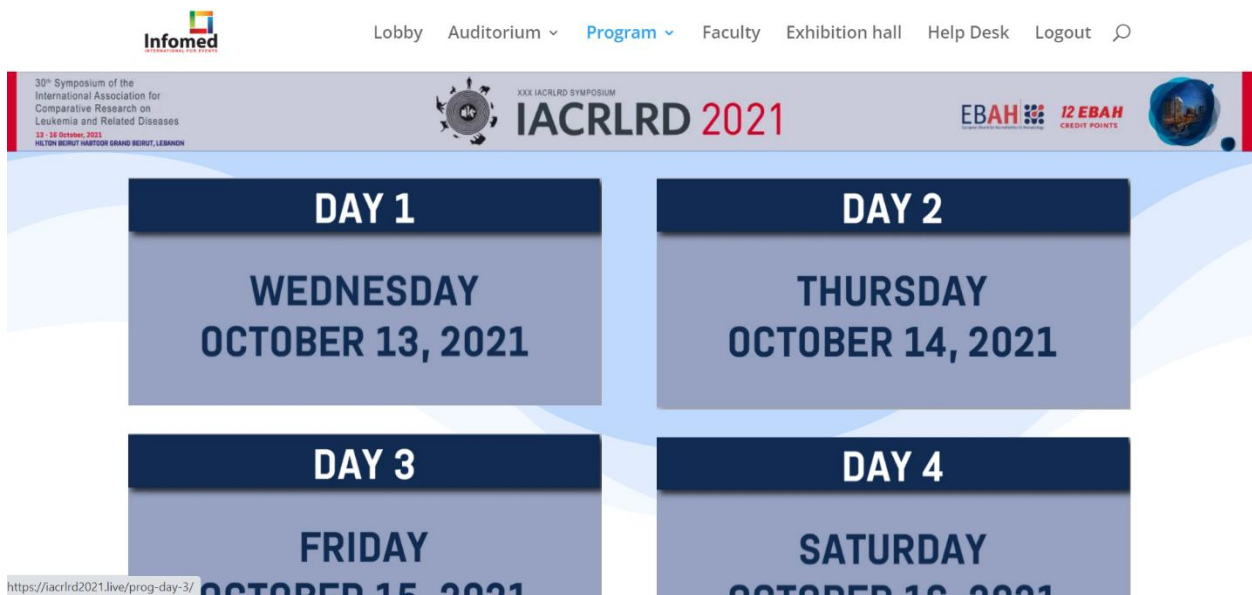
- The main page is the Main lobby where everything can be reached. Click on the lobby icon on top to return to the lobby at any moment.
- You can access the live sessions by clicking on Auditorium
- Also you can access the Exhibition by clicking on EXHIBITION HALL.
- For any assistance you can click on Help Desk and our representative will be assisting you for any queries. (refer to below pic)



USERS INSTUCTIONS

Program

- Click on to Program to see a list of all sessions sorted by Day
- Once you are in the program you can Click on Add to my agenda to add a session to your personal calendar.

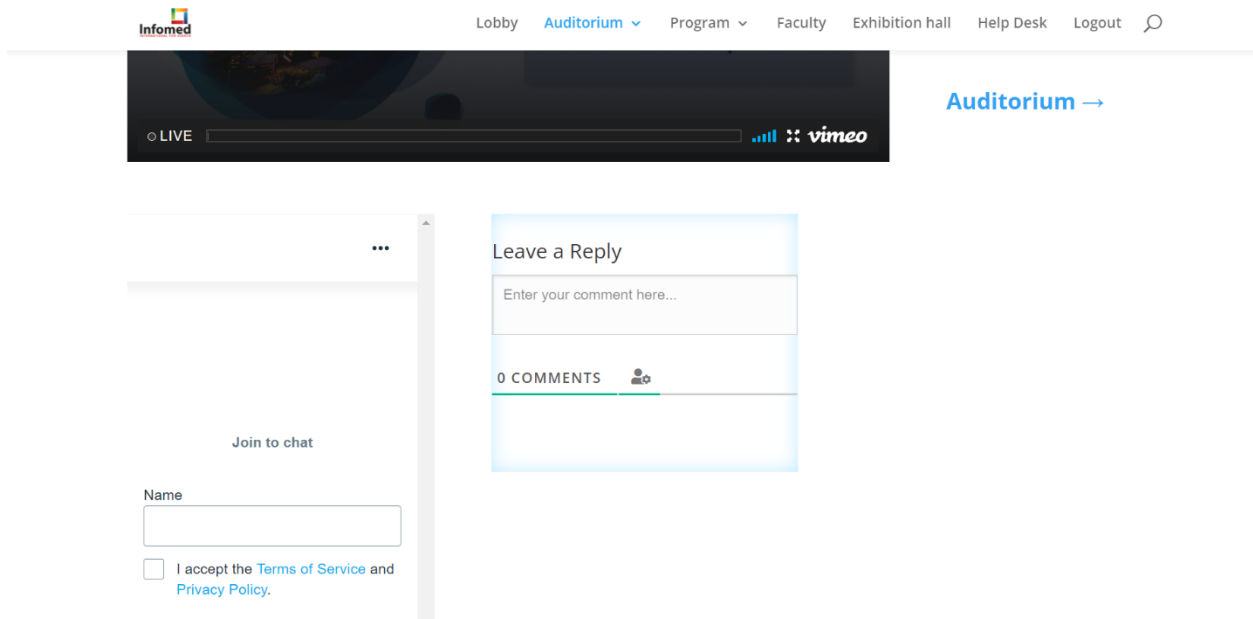


LIVE SESSIONS

- You can access the live sessions by clicking on Auditorium on the menu bar or through the Lobby .
- While attending a session feel free to drop your questions within “Leave a reply”(refer to Picture 1)
The moderator will be filtering the questions and passing them to the speaker(s) during Q&A sessions.
- You can also see the presentation in full screen when you press on the icon []. (Refer to Picture 2)

Picture 1

USERS INSTUCTIONS



Picture II



FACULTY

- Navigate to FACULTY to see a list of speakers participating in the conference.

Help Desk

USERS INSTUCTIONS

- In the lobby, click on Help Desk to chat with our support team to answer your questions and help you throughout the conference.

Exhibitors

- You can access the Exhibition hall from the lobby or from the menu bar on the top.
- Navigate through the exhibition hall to visit the booths



THANK YOU